

Robspcb-Blog-#2

Notes:

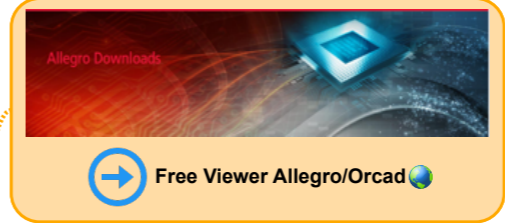


-> little globe symbol indicates Link Click on it


PDF file



Downloads



Free Viewer Allegro/Orcad



Free Orcad/Allegro Lite

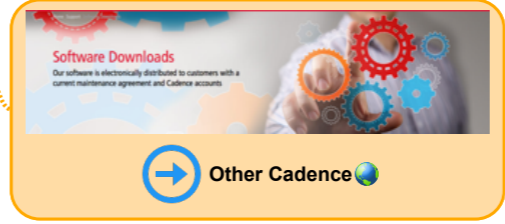
PCBeditorlitenolicense.bat

```

REM #####
REM by Robspcb.com Robert S.
REM --- feedback , improvement welcome --- thanks
REM -- why , to make it easier
REM -- to not chew up a license
REM usage: PCBeditorlitenolicense.bat
REM what it does: disables cadence file to use the allegro/orcad lite as a viewer
REM install:
REM - download and install Orcad lite
REM - putOrcad lite as link on Desktop -> PCB Editor Lite.Ink
REM - put PCBeditorlitenolicense.bat on Desktop
REM - doubleclick PCBeditorlitenolicense.bat on Desktop
REM -
REM -note: in case you want to use CDSROOT -> run <installationdirectory>\tools\bin\allegrocmd.bat
REM - note: in case you use ENV variable in pcbenv set CDSLICFILE=NOLICENSE
echo by Robspcb.com Robert S.

set CDSLICFILE=NOLICENSE
%HOMEDRIVE%%HOMEPATH%\Desktop\PCB Editor Lite.Ink"
REM - visit Robspcb.com Blog page for more

```



Other Cadence

Robspcb-Blog-#2

Title

A better Free Allegro Viewer - Orcad Lite

Excerpt

Since Engineers need a way to view allegro board files. And the Orcad Lite has more functionality , why not use that.

Content

Pcb Designers and Engineers need to be able to view the same database. So , those Viewers that don't chew up a license, are a great deal. The regular Viewer is really limited in functionality , thats where Orcad Lite comes in to serve as a Viewer. Of Course there are a couple of install caveats. One of them, if you already have a license, it would use that up. Made a Batch .bat file as a workaround, that way you can have multiple lite open.

Steps:

- download Orcad lite
- create shortcut on Desktop
- download PCBeditorlitenolicense.bat
- put on Desktop

#Tags

#Category

Picture